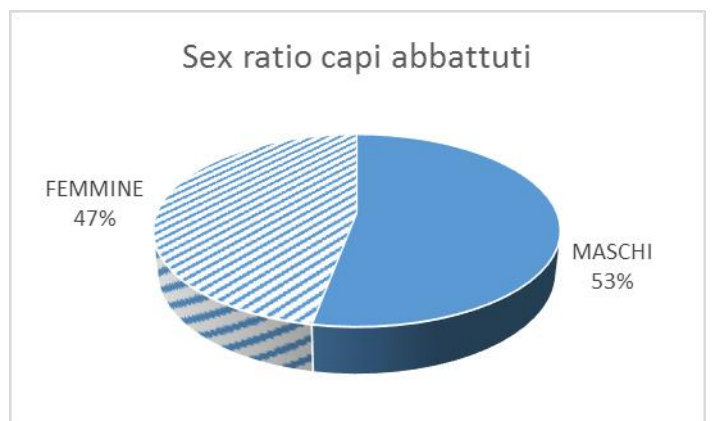
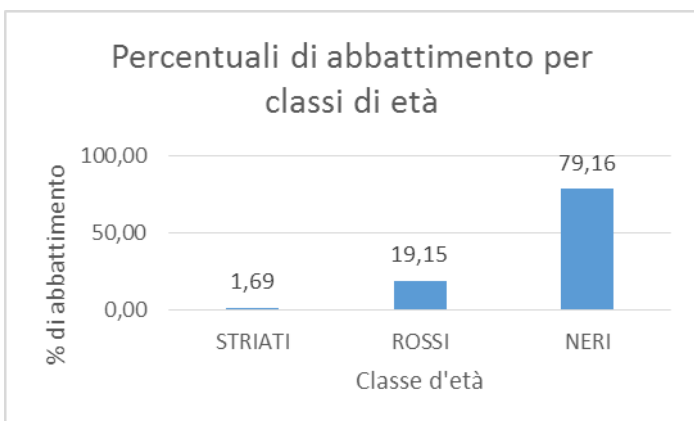
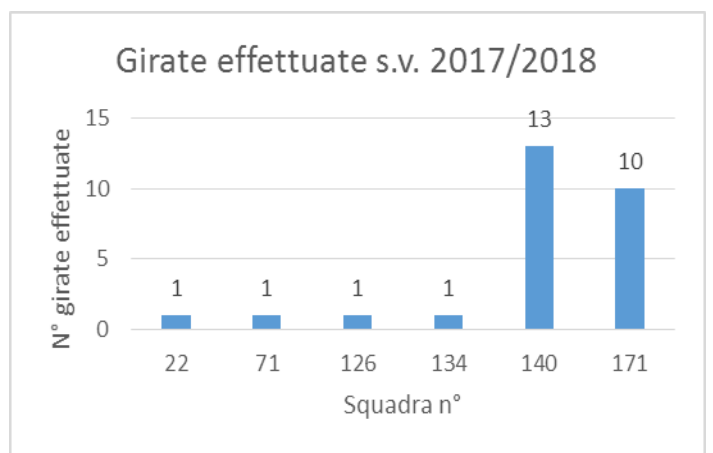
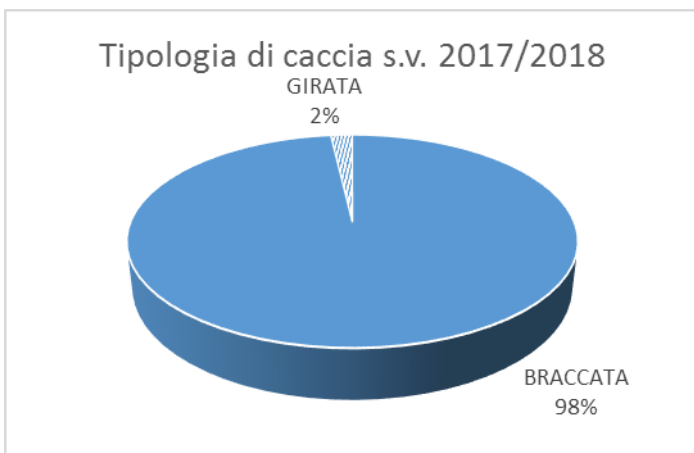


RIEPILOGO DATI ABBATTIMENTI DEL CINGHIALE IN SQUADRA

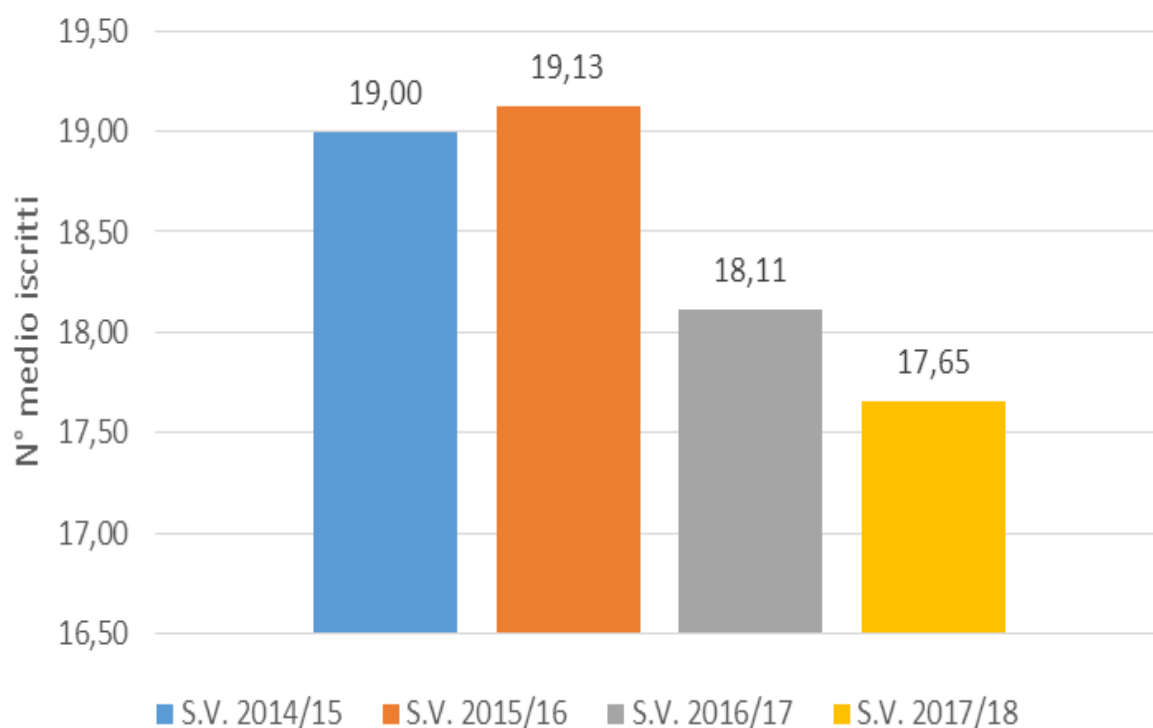
DURANTE LA S.V. 2017/2018 NELL'ATC GENOVA 2 LEVANTE

- Tot cinghiali abbattuti dalle squadre nella s.v. 2017/2018: 3.661 capi, a fronte di un contingente massimo pari a 4.988 capi abbattibili.



SQ. N°	TOT CAPI	N° GG.	MEDIA CAPI/GG.	TOT ISCRITTI	MEDIA ISCRITTI	MEDIA INVITATI	MEDIA PARTECIPANTI TOT	RAPPORTO CAPI/PARTICIPANTI TOT
2	76	40	1,90	30	16,28	2,45	18,73	4,06
4	130	38	3,42	32	18,00	0,84	18,84	6,90
6	132	38	3,47	30	21,05	1,24	22,29	5,92
12	157	39	4,03	32	18,69	3,67	22,36	7,02
13	138	39	3,54	35	24,62	0,46	25,08	5,50
14	52	24	2,17	22	13,29	2,63	15,92	3,27
15	97	36	2,69	35	20,47	2,61	23,08	4,20
18	58	38	1,53	28	17,16	1,42	18,58	3,12
19	29	30	0,97	35	14,23	1,20	15,43	1,88
21	141	37	3,81	53	32,43	1,51	33,95	4,15
22	47	42	1,12	32	12,81	0,48	13,29	3,54
37	105	37	2,84	31	19,00	1,97	20,97	5,01
39	87	39	2,23	46	19,54	0,62	20,15	4,32
45	66	32	2,06	29	12,81	1,38	14,19	4,65
49	86	34	2,53	30	17,56	0,74	18,29	4,70
55	112	33	3,39	38	18,70	2,21	20,91	5,36
56	63	34	1,85	42	22,09	1,06	23,15	2,72
58	70	25	2,80	24	14,40	4,52	18,92	3,70
71	87	33	2,64	39	18,58	0,94	19,52	4,46
79	54	36	1,50	26	14,36	0,39	14,75	3,66
90	101	35	2,89	37	20,57	0,66	21,23	4,76
98	76	30	2,53	32	17,60	1,77	19,37	3,92
100	57	29	1,97	27	19,79	1,38	21,17	2,69
101	66	30	2,20	28	16,17	0,67	16,83	3,92
106	122	40	3,05	33	14,83	4,00	18,83	6,48
110	102	38	2,68	42	21,45	2,08	23,53	4,34
122	101	40	2,53	25	13,90	0,30	14,20	7,11
124	137	40	3,43	36	21,28	2,33	23,60	5,81
126	25	18	1,39	38	13,61	1,89	15,50	1,61
128	160	38	4,21	40	25,26	1,53	26,79	5,97
134	37	32	1,16	26	13,78	0,72	14,50	2,55
135	180	40	4,50	41	22,88	2,05	24,93	7,22
137	45	36	1,25	24	15,06	0,28	15,33	2,93
140	48	36	1,33	30	13,61	0,61	14,22	3,38
141	46	28	1,64	23	13,00	2,04	15,04	3,06
142	30	35	0,86	26	13,29	1,14	14,43	2,08
144	68	37	1,84	30	17,86	0,95	18,81	3,61
147	79	32	2,47	31	17,81	1,59	19,41	4,07
156	85	33	2,58	33	16,15	2,79	18,94	4,49
158	153	38	4,03	42	20,16	2,76	22,92	6,68
171	102	37	2,76	25	12,65	0,41	13,05	7,81
172	54	38	1,42	22	14,61	0,18	14,79	3,65
TOT	3661	1464		1360				

Media presenze iscritti in squadra



Media presenze invitati

